








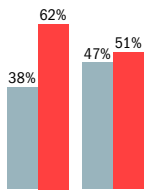
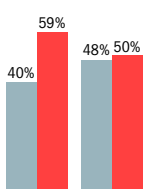
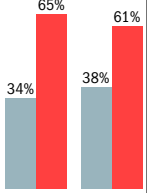
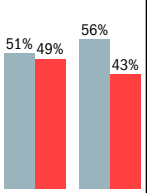
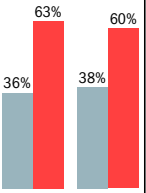
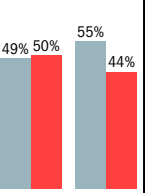
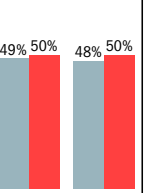
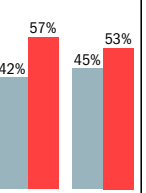
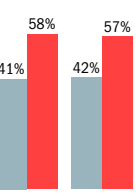


# ROLL CALL

Indiana's 8th district	Indiana's 9th district	Kentucky's 2nd district	Kentucky's 3rd district	Kentucky's 4th district	Ohio's 1st district	Ohio's 6th district	Ohio's 18th district	West Virginia's 1st district
								
<b>Rep. Brad Ellsworth (D)</b>	<b>Rep. Baron Hill (D)</b>	<b>Rep. Brett Guthrie (R)</b>	<b>Rep. John Yarmuth (D)</b>	<b>Rep. Geoff Davis (R)</b>	<b>Rep. Steve Driehaus (D)</b>	<b>Rep. Charlie Wilson (D)</b>	<b>Rep. Zack Space (D)</b>	<b>Rep. Alan Mollohan (D)</b>
2nd term: Elected with 65%	2nd term*: Elected with 58%	1st term: Elected with 53%	2nd term: Elected with 59%	3rd term: Elected with 63%	1st term: Elected with 52%	2nd term: Elected with 62%	2nd term: Elected with 60%	14th term: Unchallenged
 <p>2004: 38% 2008: 51%</p>	 <p>2004: 40% 2008: 50%</p>	 <p>2004: 34% 2008: 61%</p>	 <p>2004: 51% 2008: 43%</p>	 <p>2004: 36% 2008: 60%</p>	 <p>2004: 49% 2008: 44%</p>	 <p>2004: 49% 2008: 50%</p>	 <p>2004: 42% 2008: 53%</p>	 <p>2004: 41% 2008: 57%</p>
2004 presidential results	2004 presidential results	2004 presidential results	2004 presidential results	2004 presidential results	2004 presidential results	2004 presidential results	2004 presidential results	2004 presidential results
2008	2008	2008	2008	2008	2008	2008	2008	2008
presidential results	presidential results	presidential results	presidential results	presidential results	presidential results	presidential results	presidential results	presidential results

\* Hill previously served three terms.